

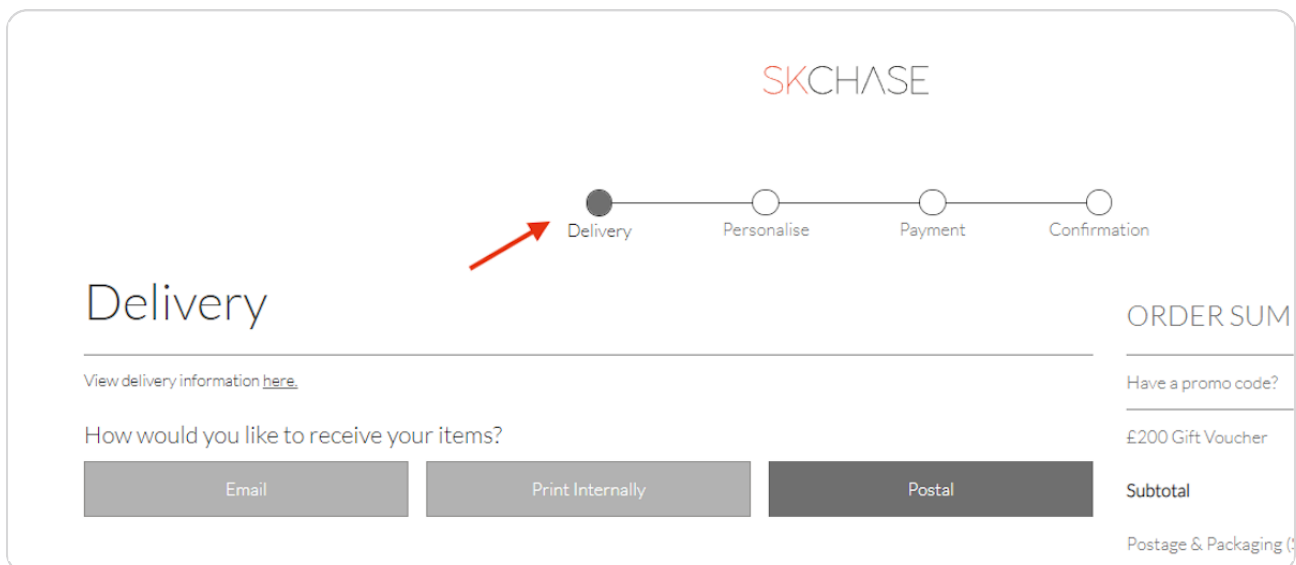
We have three delivery options: Email, Print In... 8 Steps

STEP 1

We can send the voucher directly to the buyer, so they can give the recipient the gift OR we can send the gift directly to the recipient.

STEP 2

The delivery options are displayed on the first step of the checkout.



STEP 3

Via Email

E-vouchers are sent instantly.

The screenshot shows the 'Delivery' step of the checkout process. At the top, a progress bar indicates the current step is 'Delivery', with 'Personalise', 'Payment', and 'Confirmation' following. The main heading is 'Delivery'. Below it, there is a link to 'View delivery information [here](#).'. The question 'How would you like to receive your items?' is followed by three buttons: 'Email' (highlighted with a red box), 'Print Internally', and 'Postal'. Below this, there is a text input field for an email address, with the placeholder text 'Enter an email address (this is where your gifts will be sent to)'. The email address 'enquiries@skchase.com' is entered and highlighted with a red box. A 'Continue To Personalisation' button is located below the input field. To the right, an 'ORDER SUMMARY' section shows 'Have a promo code?' with a 'Change Order Value' button below it. The summary lists '£200 Gift Voucher' for '£200.00' and a 'Total' of '£200.00'. At the bottom of the page, there are links for 'TERMS & CONDITIONS', 'FAQS', 'COOKIE POLICY', 'PRIVACY NOTICE', and 'VOUCHERS'. The footer includes '© 2023 SK Chase' and logos for Mastercard, American Express, Visa, and PayPal. A note states 'Vouchers cancelled within fourteen days of purchase will be fully refunded, outside fourteen days of purchase vouchers are non-refundable.' A red bar at the very bottom indicates 'You are logged in and viewing private checkout.'

STEP 4

Via Print Internally

Print the voucher yourself so you can hand to the client in person. Buyers might arrange a collection if you have this delivery option available.

The screenshot shows the 'Delivery' step of the checkout process. At the top, a progress bar indicates the current step is 'Delivery', with 'Personalise', 'Payment', and 'Confirmation' following. The main heading is 'Delivery'. Below it, there is a link to 'View delivery information [here](#).'. The question 'How would you like to receive your items?' is followed by three buttons: 'Email', 'Print Internally' (highlighted with a red box), and 'Postal'. Below this, there is a text input field for an email address, with the placeholder text 'Enter an email address (this is where your gifts will be sent to)'. The email address 'enquiries@skchase.com' is entered and highlighted with a red box. A 'Continue To Personalisation' button is located below the input field. To the right, an 'ORDER SUMMARY' section shows 'Have a promo code?' with a 'Change Order Value' button below it. The summary lists '£200 Gift Voucher' for '£200.00' and a 'Total' of '£200.00'. At the bottom of the page, there are links for 'TERMS & CONDITIONS', 'FAQS', 'COOKIE POLICY', 'PRIVACY NOTICE', and 'VOUCHERS'. The footer includes '© 2023 SK Chase' and logos for Mastercard, American Express, Visa, and PayPal. A note states 'Vouchers cancelled within fourteen days of purchase will be fully refunded, outside fourteen days of purchase vouchers are non-refundable.' A red bar at the very bottom indicates 'You are logged in and viewing private checkout.'

STEP 5

Via Postal

: We print, package and send postal gift vouchers.

Note that some venues are doing their own fulfilment. Check with your manager.

Delivery Personalise Payment Confirmation

ORDER SUMMARY

Have a promo code?

£200 Gift Voucher

Subtotal

Postage & Packaging (Print Internally)

Total

Print Internally **Postal**

Continue To Personalisation

Change

STEP 6

For Postal orders, a new window will open to provide the delivery address

SKCHASE

DELIVERY ADDRESS

This is where your items will be sent to.

Full Name
This will be printed on the outer posting envelope

Jennifer Mullins

Address 1

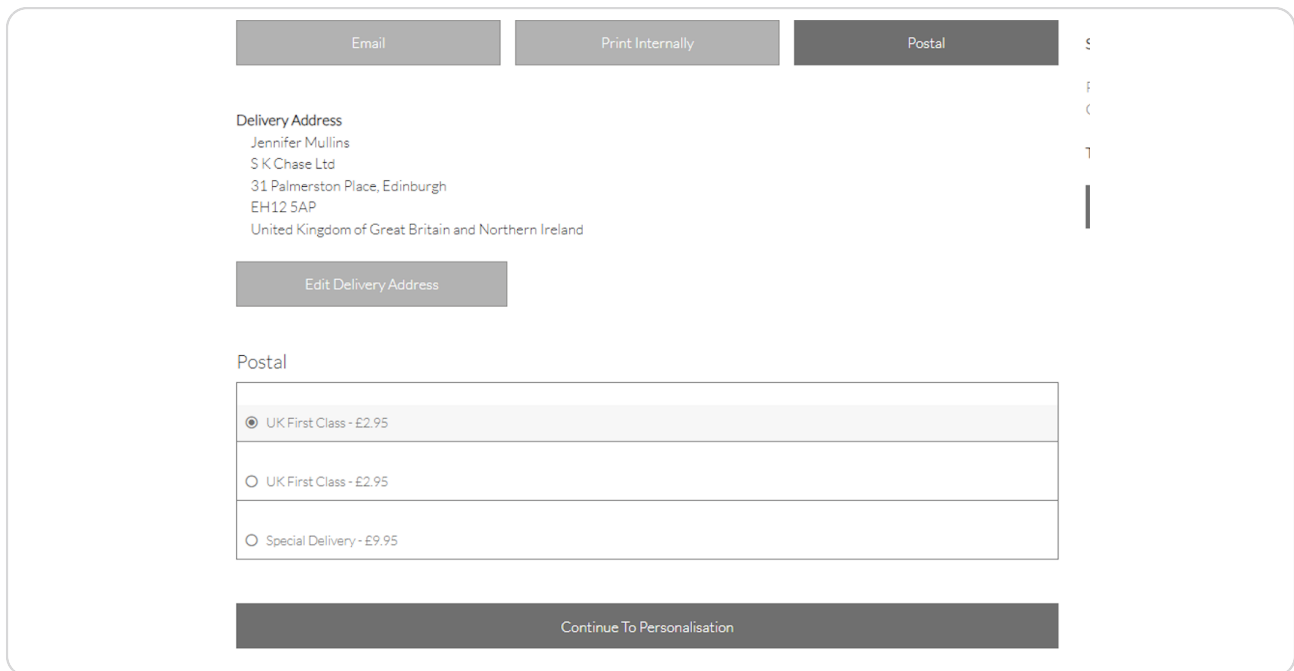
Address 2 (Optional)

City

Postcode

STEP 7


Once the delivery address has been submitted, the delivery options and costs will appear.



The screenshot shows a delivery options form. At the top, there are three buttons: "Email", "Print Internally", and "Postal". Below these is the "Delivery Address" section, which contains the following text: "Jennifer Mullins", "S K Chase Ltd", "31 Palmerston Place, Edinburgh", "EH12 5AP", and "United Kingdom of Great Britain and Northern Ireland". Below the address is an "Edit Delivery Address" button. The "Postal" section contains three radio button options: "UK First Class - £2.95" (selected), "UK First Class - £2.95", and "Special Delivery - £9.95". At the bottom of the form is a "Continue To Personalisation" button.

STEP 8

For further information regarding postal vouchers and delivery please visit the 'Delivery Information' tab on your hotel's SK Chase site.



SKCHASE